



iRadionics for iPhone / iPod touch

iRadionics for the iPhone / iPod touch is our latest innovation and enables any user – whether therapist or private user – to apply the opportunities of biocommunication at any time.

The handling description is followed by hints and a functional overview of the already integrated possibilities as well as the planned add-ons. Briefly speaking: What is possible and what is not (yet).

We are already very experienced in radionics since our large system – GSD-Radionik(R) – has been on the market for some years and we have been able to count ourselves to the leading systems in the field of information medicine after a short time. Continuously, new and innovative ideas are arising so that we have developed the system with the largest potential and become pioneers for many of our market competitors who have borrowed elements from us.

If you like to know more about radionics, you are welcome to visit our website <http://www.gsd-radionik.com> or send us an email so we can send you a PDF-data we have created with detailed explanations on the topic. We are pleased to receive your questions or suggestions: info@gsd-radionik.com

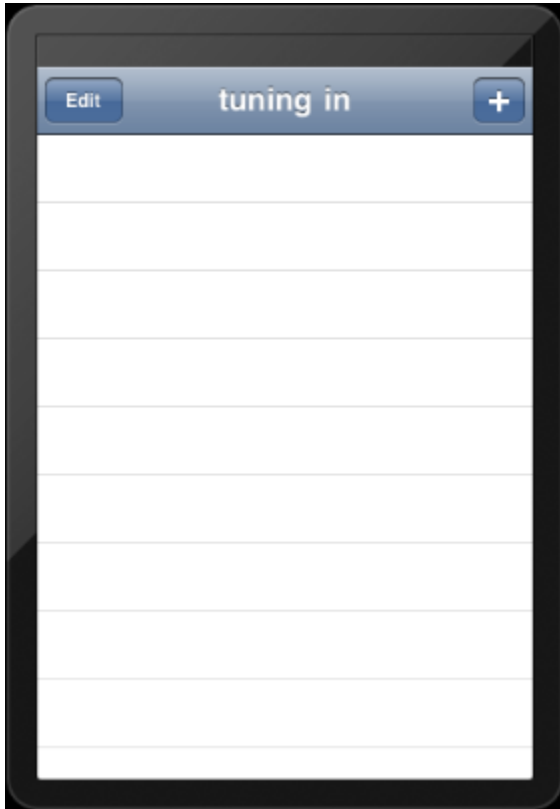
We hope you take much pleasure and success in using our iRadionics application.

Legal note:

- At this juncture of science radionic is considered as a placebo effect.
- The regular medical treatment has to be continued as usual.
- Non doctors / non natural health professional are not allowed to make a diagnosis.
- Radionic does not replace a medicinal diagnosis of a doctor or natural health professional.
- The results are showing an energetic picture of the bio-energetic field at the current situation.
- There is no liability for any economical or personal damage.



Start screen:



Already recorded tuning-ins are visible in the list and can be re-activated there with selection by finger.

Fingertip on the following sections:

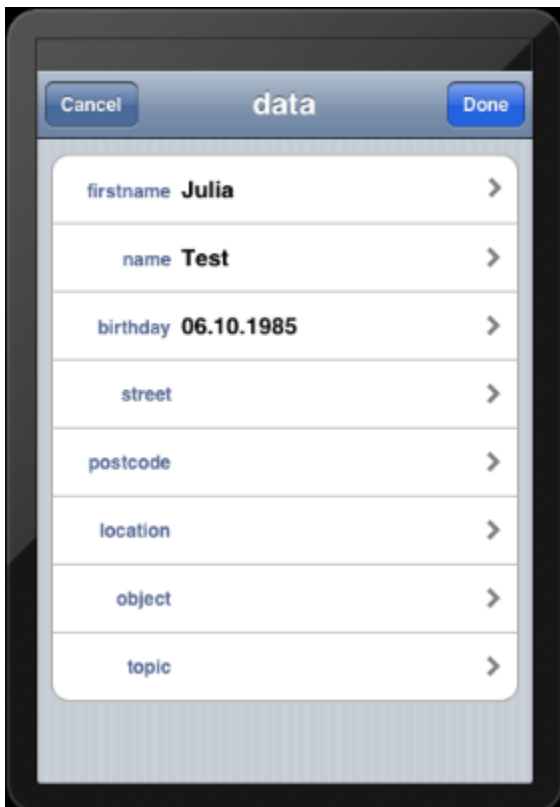


Existing tuning-ins are listed and can be deleted.



Create a new tuning-in.

Core data:



Tap on the single fields to activate the input mask for entering data.



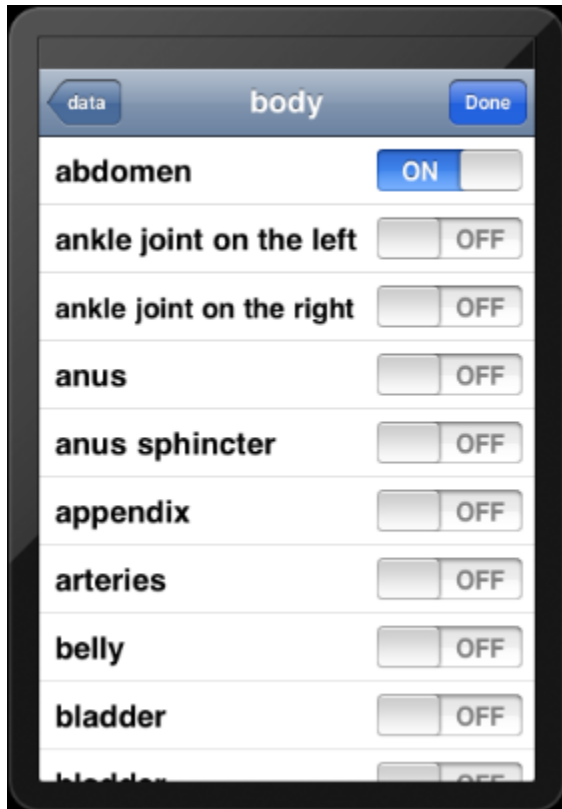
Abort recording and return to start page.



Save entries and move to page „body“.



Selection body:



You find here physical areas listed from A-Z.



Area is not selected.



Area is selected.

By downward finger movement you can scroll further downwards in the list's alphabet.

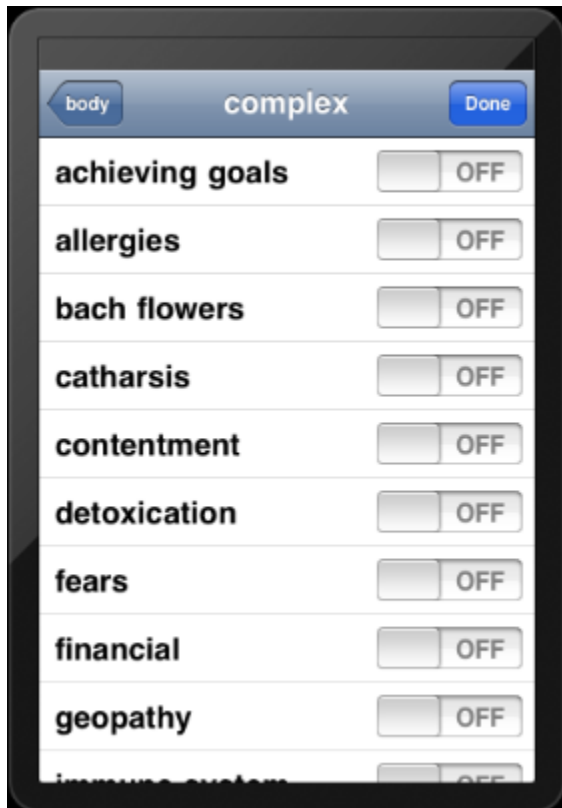


Back to page „core data“.



Save data and move to page „complex“.

Selection complexes:



You find here complexes listed from A-Z.



Area is not selected.



Area is selected.

Complexes are submptions of different areas. Thereby, you will not have to compile a large number of single discomforts or body areas by yourself.

By downward finger movement you can scroll further downwards in the list's alphabet.



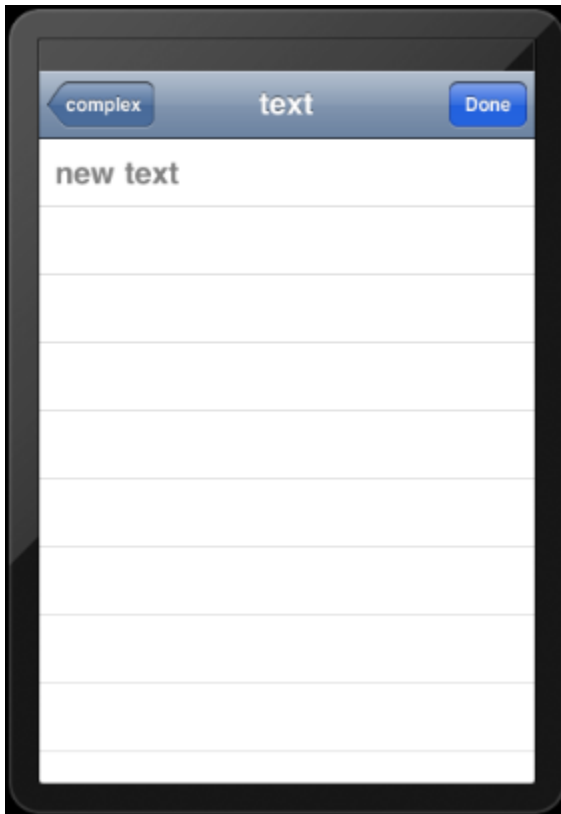
Back to page „body“.




Save data and move to page „text“.




Free texts:

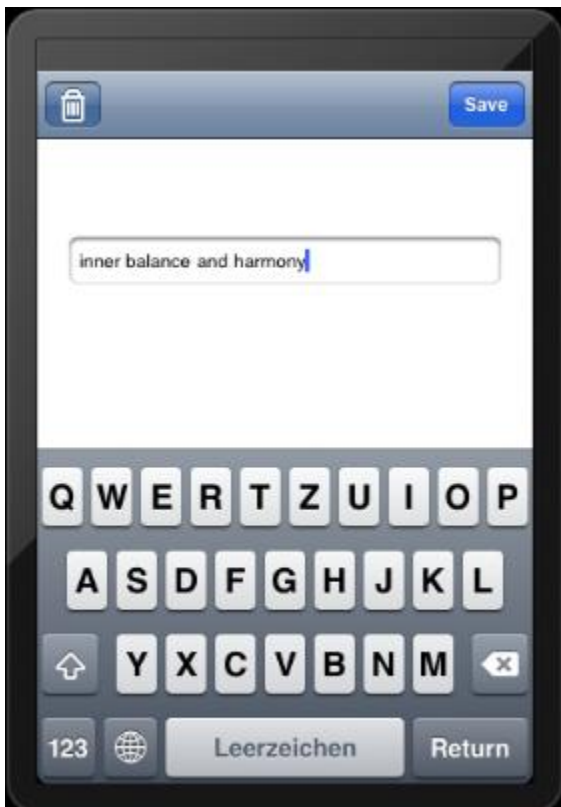


You have the possibility to record own texts (affirmations, target wording, wishes etc.). Free texts are unlimited.


 Back to page „complex“.

 Save data and move to page „ailment“.

Finger tap on „new text“ opens the entering mask:



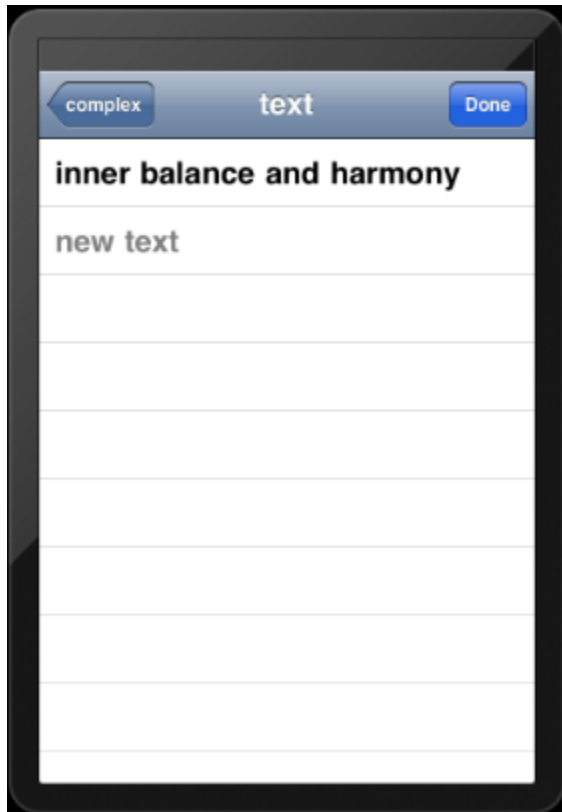
This mask is also activated at editing existing text entries. To do so, tap on the text in the list and edit it at this position.

 Delete recorded text (complete deleting also from overview list)


 Save entered text



Recorded texts:



All recorded texts are displayed here.



Back to page „complex“.



Save entries and move to page „ailment“.

Selection ailments:



You find here ailments listed from A-Z.



Area is not selected.



Area is selected.



Back to page „text“.



Save entries and move to page „tuning-in“.

By downward finger movement you can scroll further downwards in the list's alphabet.



Tuning-in:



Start tuning-in.



Start continuous tuning-in (60 minutes).



Stop tuning-in.



Display of total tuning-in duration in minutes and seconds.



Move back to page „ailment“.



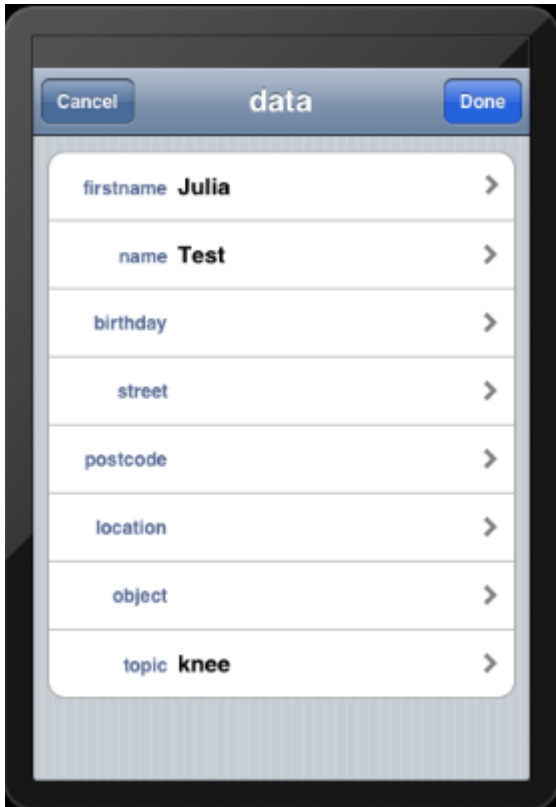
Entries are saved and the tuning-in is displayed on start page.



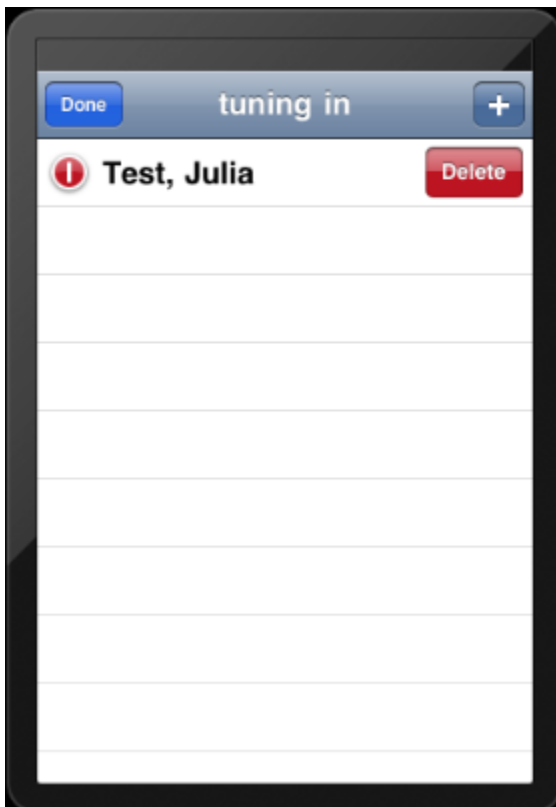
During the tuning-in the duration counts down. You hear a melody in the Schumann frequency and the graphic is being faded in and out.



Loading a saved tuning-in from the start screen:




Deleting tuning-ins:



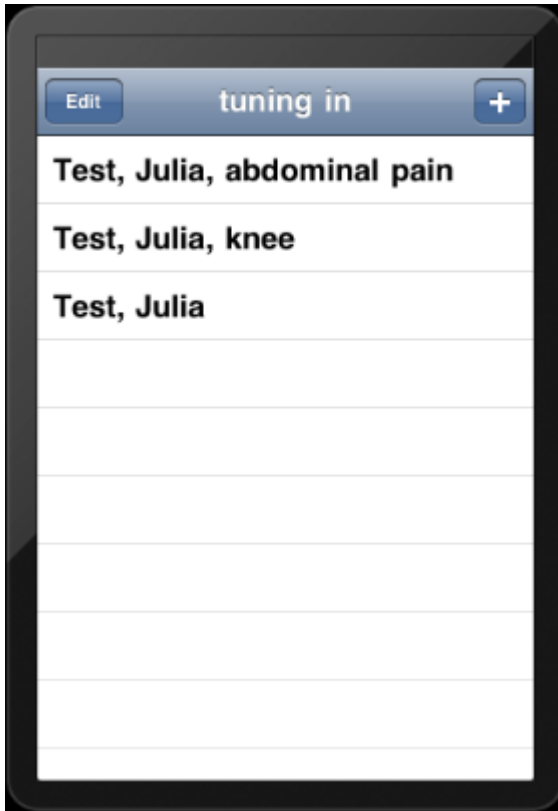
 For deleting entry, tap on this symbol.

 Selected entry for deleting.

 Delete tuning-in completely.



Hints for several tuning-ins for one person:



Record in the surname field the tuning-in topic. In the picture it is exemplarily abdominal pain and knee.

Planned add-ons:

- Recall and editing of saved tuning-ins.
- Editing of patient core data.
- Several tuning-ins per patient able to save and edit.
- Continuous tuning-in selectable between infinite or max. time which can be self-defined.
- Patient's picture
- Pincer grip
- Menu bar
- Body areas graphically chosable.